

TECHNICAL INFORMATION

Markant EXTRAMATT



Even degree of gloss and full appearance

Natural hardwaxoil. High-quality, layer-building oils accentuate the natural look of the wood and at the same time achieve excellent resistance to dirt and water.




- Film-forming, wear-resistant
- Even, rich surface appearance
- Water and dirt-repellent
- Simple and safe application
- Accentuates the natural beauty of the wood

Range of use:

Suitable for parquet, wood and cork flooring.



Technical Data

Art.-no.			
10508	750 ml	6	432
	2,5 l	4	120
	10 l	-	42
Gloss level approx.*	8		
Solids	53.7 ±2%		
contents	aliphatic hydrocarbons, modified vegetable oils, lead-free siccatives		
Storage and transportation	36 months of storage stability. No hazardous material according to ADR. Not sensitive to frost.		
GISCODE	Ö60		
2004/42/CE	EU limit value for this product (cat. A/i): 500 g/l (2010). This product contains max. 461 g/l VOC.		

* The degree of gloss is measured at 60° on glass. It depends on the layer thickness and ambient conditions (temp., rel. humidity) during the drying process. The values are intended merely as a guide.



Application

- The surface must be sanded properly, wood moisture content max. 12%.
- The floor must be dry and free from any old coatings, oil, grease, wax, silicone, sanding dust and other contaminants. Room temperature +15°C to +25°C, relative humidity 40% to 75%, material temperature +18°C to +25°C. Ensure working areas are adequately ventilated.
- Transfer material to a LOBATOOL Bucket before applying.
- Shake the contents well.
- Observe the general and, if available, the product-specific health and safety instructions. More specific information relating to GISCODE can be found in the usage instructions, which are available at www.wingis-online.de.

Thinner

The product is supplied ready for use and must not be diluted!

Application tool/application rate

Trowel application: LOBATOOL trowel / approx. 20 ml/m² (50m²/l)

Roller and brush application: LOBATOOL oil roller Microfaser 60-80 or LOBATOOL oilbrush / approx. 80ml/m² (12m²/l)

Drying time

- Earliest possible overcoating after 12 hours.
- However within 24 hours.
- Can be walked on after 12 hours.
- Usable after 24 hours.
- Coverage after 10 days.
- The floor can be covered earlier by using LOBATOOL Cover 400, for details see the TI for the product.



Application

Trowel and roller application:

- Carefully apply Markant in sections using a LOBATOOL trowel.
- Immediately equalise with a single-disc machine and the LOBATOOL special pad in beige underneath.
- Dry overnight, maximum 24 hours.
- Roll on a thin and even layer of Markant using the LOBATOOL oil roller Microfaser 60-80.

Roller application:

- Apply a thin and even layer of Markant using the LOBATOOL oil roller Microfaser 60-80/LOBATOOL oilbrush.
- Dry overnight, maximum 24 hours.
- If necessary (uneven appearance or matt / gloss areas), perform an intermediate sanding and remove any dust.
- Apply a thin and even layer of Markant using the LOBATOOL oil roller Microfaser 60-80/LOBATOOL oilbrush.

Preparation of cork coverings

The adhesive must be fully released (note the adhesive manufacturer's instructions), the surface must be dry and free of any soiling or adhesive residue.

If necessary, finely sand homogeneous cork coverings and carefully remove any cork dust (vacuum)

Treatment of homogeneous / solid cork flooring:

Apply a thin layer of Markant (approx. 90g/m²). Dry overnight. Apply a thin layer of Markant (approx. 60g/m²). The drying time until a tack-free surface is achieved can, depending on the climate conditions in the room, take up to 3 days

Treatment of veneered cork flooring

Apply a thin layer of Markant (approx. 100g/m²). Dry for at least 48 hours. Carry out wax care with LOBACARE® NatureWax or LOBACARE® ParkettWax.

Important information

Trowel applications are only possible with joint-sealed wooden flooring. Oil that penetrates joints will not dry completely over a long period.



General guidelines

Cleaning of tools: Clean tools with solvents such as brush cleaner.

Drying time: The indicated drying times are valid for +20°C and 55% to 65% relative humidity, and assume careful, draught-free ventilation of the working area. Lower temperatures, higher relative humidity or poorer ventilation lead to longer drying times. Do not apply any protective coverings, wet clean the surface or lay carpet until the coating has achieved its final hardening. Product-specific data can be found in the relevant technical information.

Side bonding: Parquet that has not been shear-resistantly bonded in place, wood planks, wooden pavings, industrial parquet and parquet on underfloor heating as well as types of wood with a short moisture changing times (e.g. beech) show dimensional changes caused by quickly varying climate (rel. air humidity, temperature). When applying oil side bonding and thus unregular cracks in joints can not appear.

Interactions: Materials such as carpet underlays, furniture legs, castors, flexible adhesives used for parquet or for fixing can lead to softening and discolouration. Material building up in the joints can adversely affect touch and appearance. Exposure to hair dyes or rubber tyres on cars, motorcycles and cycles can lead to permanent, irreversible discolouration of the surface.

Safety notes: Flammable solvent vapours emerge during the drying process when working with products containing high quantities of solvents. As a result, fire, naked light, welding, smoking and so on are prohibited in the immediate vicinity of such products. Ventilate working areas and storage rooms well. Electrical equipment in workrooms and ancillary rooms must be switched off in sufficient time to ensure that they are cold when work begins. Any spark generation, including on electrical equipment, must be avoided. Keep material containers tightly closed. Solvent sensitive components, plants or animals (fish tanks) must be removed from areas at risk of exposure to solvent vapours.

The information in this document and all other advice and recommendations that we provide to help and assist the applicator are based on previous experience and relate to normal conditions. Because of the wide range of possible uses and conditions of application of our products, we do not relieve users from the need to carry out their own trials or to seek technical advice by speaking to the LOBA application engineering department. Observe the floor covering manufacturer's recommendations and the provisions of the current standards. Our liabilities and responsibilities are exclusively in accordance with our Terms and Conditions and are not extended by this information or by our advice. The publishing of a new technical data sheet automatically invalidates the earlier version.

